




Important

Read the [Release Notes](#) for details of the version 15.1 release. Read the **Install Sage 300 Construction and Real Estate** chapter of the [User's Guide](#) before you install the software. The latest versions of these and other documents are available from the **Product Documents** web page:

http://cdn.na.sage.com/Docs/en/customer/300cre/S300CRE_docs.html

 **CAUTION: RESIDENTIAL MANAGEMENT** - There is no 15.1 version of Residential Management at this time. DO NOT install the 15.1 version of Accounting if you use Residential Management until further notice.

 **NOTE:** If you use third-party products that integrate with Sage 300 Construction and Real Estate, check with your software vendor prior to upgrading to ensure their product is fully compatible with this release. We **do not** support rolling Sage 300 Construction and Real Estate back to a previous version and **do not** recommend it.

 **TIP:** Document Management version 15.1 includes changes to DocuVault indexes, which may take a long time to complete. We recommend that you plan the timing of your Accounting and Document Management upgrades so they will complete during non-work hours.

Payroll issue

If your company has any tax rates set to use **Company Rates**, the upgrade of the Payroll master file (after upgrading to version 15.1) shifted the percentage rate for taxes using a company rate by one decimal point. This would result in tax amounts being improperly calculated and reported. This issue was fixed in update 3 (the year-end update).

If this situation applies to you and you upgraded to version 15.1 before update 3 was available, refer to [Knowledgebase article 71112](#) for information about correcting the percentage for those tax rates.

Internet access requirement

Your server and workstations must have internet access to install and use Sage 300 Construction and Real Estate version 15.1 because it includes installation of Pervasive 11, which uses the Internet.

New operating systems

Sage 300 Construction and Real Estate version 15.1 is supported on computers with Windows 8.1, Windows 10, and Windows Server 2012 R2 operating systems.

We no longer support the Microsoft Windows XP or Microsoft Server 2003 operating systems due to changes in Microsoft support for these old operating systems. Because Microsoft is requiring people who use Windows 8 to upgrade to Windows 8.1, we are no longer testing on Windows 8. For a complete list of supported operating systems, see the [System Requirements article in the Sage Knowledgebase](#).

Document Designer requirements

To use the new Document Designer (in Job Cost and Project Management), you must have Microsoft® Word 2010 or later installed on your computer. Also, open Word directly at least once before accessing the Document Designer.

When creating Word templates in Document Designer, you cannot copy the fields from one template to another. Instead, use the interface to insert the fields. If you want to have a template that contains the same fields as an existing template, open the first template in Word and use **Save As** to copy the whole template, and then make the changes to the copy.

Upgrading from earlier versions

You can upgrade directly from Sage 300 Construction and Real Estate version 13.1 or 14.1 to version 15.1.


If you are on version 9.8 or 12.1, you must first upgrade to version 13.1 or 14.1 and then upgrade your data (including Inventory, Purchasing, and Service Management data) before upgrading to version 15.1.

If you are on version 9.7, you must first upgrade to version 9.8, then upgrade to version 13.1 or 14.1, and then upgrade your data before upgrading to version 15.1.

If you are running a version that is earlier than 9.7, we recommend that you contact your Business Partner for assistance.

Crystal Reports designs

Sage 300 Construction and Real Estate 14.1 and 15.1 incorporate the latest version of the Crystal Reports runtime components (version 13). All Crystal Reports designs that come with Accounting, Estimating, and Residential Management were replaced with upgraded versions.

If you upgraded from version 13.1 or earlier and have custom Crystal Reports designs, you must upgrade the designs before they can be used in Sage 300 Construction and Real Estate 15.1. You can use the Upgrade Crystal Reports Tool, which is on the programs menu; click **[Start]**, select **All Programs > Sage > Sage 300 Construction and Real Estate > Reporting and Other Tools**, right-click **Upgrade Crystal Reports**, and then select **Run as administrator**. For more information, click  (the help button) in the tool's window.