



# Sage Fixed Assets 2020.1

## Release Notes

January 2020

© 2020 The Sage Group plc or its licensors. All rights reserved. Sage, Sage logos, and Sage product and service names mentioned herein are the trademarks of The Sage Group plc or its licensors. All other trademarks are the property of their respective owners.

# Contents

- Features ..... 3**
- Tax Updates..... 3
- Sage Intacct GL Posting Link..... 4
- Batch Report Options..... 5
- Global Task Manager Output Options ..... 5
- Feature Tips..... 6
  
- Enhancements ..... 7**
- Delete multiple asset groups in Group Manager ..... 7
- Customize State and AMT book titles..... 8
- Copy to AMT and ACE books..... 8
- Customized book titles now display in Custom Import ..... 9
- Improved file naming for saved reports ..... 10
- Quick access to context-sensitive training..... 10
  
- Fixes ..... 11**
- 168 Bonus amount in Beginning Accum field issue - 4797 treatment..... 11
- Asset with bonus method, Section 179 and decreased business use % calculates incorrectly..... 11
- Bulk Edit freezes on validate in Citrix environment..... 11
- Temp file message on prepare and receive of scanner ..... 11
- Custom Import - RV Override fields incorrectly display for an 'Update Asset' import..... 11
- Find - Unable to display results message..... 11
- Blank Asset List when doing a Restore Company ..... 11
- Newly added SmartList entry incorrectly prompting to Keep/Blank on delete..... 11
- Arrow keys move the focus to next field when editing book information ..... 12
- Planning integration to Depreciation: Error - Not all assets created..... 12
- 199A Report showing Activity Code J (partial disposal, original portion) assets..... 12
- 199A Report may hang when Depr Method is NO and Life is 0 years..... 12
  
- Known Issues ..... 13**
- Crystal Reports compatibility..... 13
  - Resolution ..... 13

## Features

In this release, Sage is excited to announce the addition of the following new features. Refer to the table below to see which features are applicable to your Sage Fixed Assets products.

Products	Features				
	Tax Updates	Sage Intacct GL Link	Batch Report Options	GTM Output Options	Feature Tips
Sage Fixed Assets—Depreciation (Premier)	✓	✓	✓	✓	✓
Sage Fixed Assets—Depreciation (Network and Standard)	✓	✓	✓		✓
Sage Fixed Assets—Tracking (Premier, Network and Standard)					✓
Sage Fixed Assets—Lite Depreciation	✓	✓			✓
Sage Fixed Assets—Lite Depreciation for Sage 50, and Sage 50 Fixed Assets	✓				✓

## Tax Updates

*U.S. Companies only*

The release includes these important tax compliance updates.

- The Section 179 expense deduction increased \$20,000 to a maximum of \$1,040,000 for tax years beginning in 2020. You can use the Tax Expense report to check how much Section 179 you have claimed across all assets in a tax year.
- The Section 179 expense deduction for Sports Utility Vehicles (SUVs) increased to a maximum of \$25,900 for tax years beginning in 2020.
- Automobiles (property type A) and Light Trucks and Vans (property type T) depreciation caps remain the same in 2020 as in 2019.
- Form 4562 is updated to generate the 2019 Form 4562—Depreciation and Amortization.
- Tax extenders from the Further Consolidated Appropriations Act, 2020. The act extended the following through 12/31/2020:
  - Enterprise Zone designation for tax incentives, including increased Section 179 expensing.

- Section 168 first-year 50% allowance for second Generation Biofuel Plant property.
- Shorter recovery life of 3-years for certain Racehorses.
- Shorter recovery life of 7-years for Motorsports Entertainment Complexes.
- Shorter recovery lives for Indian Reservation property.

*Canadian Companies only*

Two new classes, 54 and 55 for zero-emission vehicles, have been added to the list of capital cost allowances.

## Sage Intacct GL Posting Link

A new link has been added for creating a file to post depreciation expense from your Sage Fixed Assets—Depreciation application to Sage Intacct.

**Sage Fixed Assets - Depreciation**

**Sage Intacct**

Post depreciation to an output file that you can import into Sage Intacct. [User Guide](#)

**Step 1: Select the company from which you want to post the journal entry**

Database: SFA Company: Sample Company

**Step 2: Choose the options to generate the journal entry**

Group: All Complete Assets For depreciation calculated through: 01/31/2020

Book: Internal Reference number: |

**Step 3: Configuration**

Set up or change Sage Intacct settings: [Settings...](#)

**Step 4: Enter the name and location of the output file to create**

Link file: C:\Program Files (x86)\Sage Fixed Assets\Depreciation\User Files\SFA2Intacct.csv [Browse](#)

**Step 5: Preview and post the journal entry**

First preview the journal entry to validate, then post. [Preview](#) [Post](#)

[Close](#)

## Batch Report Options

When running batch reports, sending the reports to the default printer is no longer the only option. Reports can now be generated in the file types .pdf, .rpt, .xls, and .xlsx. Users can also change the printer and other print setup options.

Sage Fixed Assets - Premier Depreciation

### Run Batch Reports

Select the destination(s) for reports in the Month End Processing batch. ?

Send reports to printer    Default Printer: Microsoft Print to PDF    [Print Setup...](#)

Save reports

File Type:   
Adobe Acrobat (\*.pdf)   
Crystal Reports (\*.rpt)   
Microsoft Excel (97-2003) (\*.xls)   
Microsoft Excel Workbook Data-Only (\*.xlsx)

C:\Program Files (x86)\Sage Fixed Assets\Premier Depreciation\User Files    [Browse...](#)

[Run](#)    [Cancel](#)

## Global Task Manager Output Options

The Run Batch dialog now allows reports to be generated in file types .xls and .xlsx. In addition, the dialog now displays the default printer and allows the user to change the printer and other print setup options.

Sage Fixed Assets - Premier Depreciation

### Run Batch

You are about to start processing the 2020 batch. This batch contains 1 company and 3 events. ?

Send reports to printer    Default Printer: Microsoft Print to PDF    [Print Setup...](#)

Save reports

File Type:   
Adobe Acrobat (\*.pdf)   
Crystal Reports (\*.rpt)   
Microsoft Excel (97-2003) (\*.xls)   
Microsoft Excel Workbook Data-Only (\*.xlsx)

C:\Program Files (x86)\Sage Fixed Assets\Premier Depreciation\User Files    [Browse...](#)

[Run](#)    [Cancel](#)

## Feature Tips

Several notifications have been added throughout Sage Fixed Assets to highlight new and existing features that are available in the application.

Sage Fixed Assets

# New features you already have.

Don't have time to explore Sage Fixed Assets? Here are a few features that could make your day.

Asset ID	NBV*	Description
001	\$750,000.00	Land
002	\$820,592.07	Office Building

### Bulk Edit

This feature allows you to make changes to depreciation-critical values of

- Welcome** Select the group of assets to be edited; the changes apply.
- Group and Books** Asset group: This defines which assets will be edited.
- Fields to Edit** Fields to edit: (Selected Assets)

Select the batch you want to run.

Batch Name: Month End Processing

- Depreciation Expense
- Disposal
- Transfer
- General Ledger Posting

### Customize Asset List

Easily add book fields to Asset List and keep a close eye on your most important numbers.

Customize > Asset List

### Edit Many Assets at Once

Edit many assets at once by changing the Depreciation Method and/or the Estimated Life in a single operation with the Bulk Edit feature.

Depreciate > Bulk Edit

### Batch Reporting

Create your own groups of reports and run them when you need them. Month End, Fiscal Year, or your Manager's favorites.

Reports > Batch Reports

Don't show this again. OK

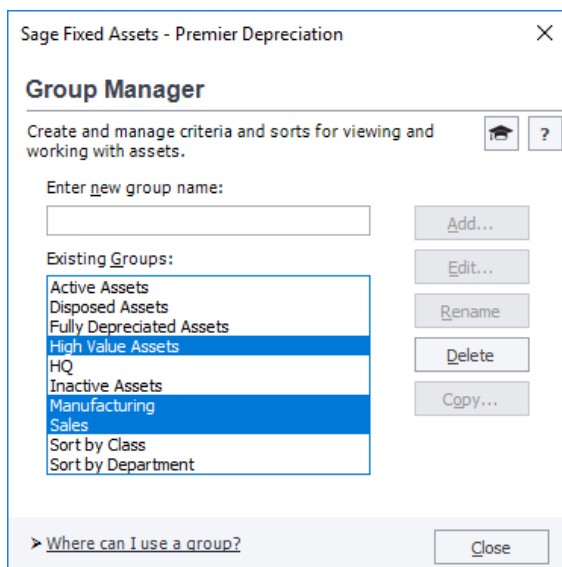
# Enhancements

With this release, Sage made the following enhancements. Refer to the table below to see which enhancements are applicable to your Sage Fixed Assets products.

Products	Enhancements					
	Delete Multiple Groups	Customize State and AMT book titles	Copy to AMT and ACE books	Customized book titles in Custom Import	File naming for saved reports	Quick Access to Training
Sage Fixed Assets—Depreciation (Premier, Network and Standard)	✓	✓	✓	✓	✓	✓
Sage Fixed Assets—Tracking (Premier, Network and Standard)	✓					✓
Sage Fixed Assets Lite Depreciation, Lite Depreciation for Sage 50, and Sage 50 Fixed Assets	✓	✓	✓	✓		✓

## Delete multiple asset groups in Group Manager

Users can now save time when removing unused asset groups by selecting multiple groups and clicking Delete just once.



## Customize State and AMT book titles

The State and AMT book titles can now be customized to names that are more informative to users. The custom title is displayed on reports and throughout the application.

Sage Fixed Assets - Premier Depreciation

### Edit Company - Company

Enter new information or change the existing information about the company.

Name:  Identification Number (EIN):

Setup Information

Business Start Date:   Round Tax Reports and Worksheets to whole dollars?  
 Starting System Number:   Include Sec. 168 Allowance and Sec. 179 in expense  
 Transfer By:

Book Defaults	Short Years	Book Overrides	Contact Information	Notes	Tax	Internal	State	AMT	ACE	Custom 1	Custom 2
Open Book					Yes	Yes	Yes	Yes	Yes	Yes	Yes
Book Title					Tax	Internal	Georgia	Atlanta	ACE	Colorado	Virginia
Fiscal Year End					December	December	December	December	December	December	December
Emulate Book					N/A	None	Tax	N/A	None	None	None
Default Method					N/A	SL	N/A	N/A	NO	SL	SL
Enable Begin Fields					Yes	Yes	Yes	Yes	Yes	Yes	Yes
Calendar Used					Calendar 1	Calendar 1	Calendar 1	Calendar 1	Calendar 1	Calendar 1	Calendar 1

Database: FAS

> Will changing company settings require me to recalculate depreciation?

## Copy to AMT and ACE books

The AMT and ACE books can now be selected as 'Destination' books in the Copy Book dialog.

Sage Fixed Assets - Premier Depreciation

### Copy Book

Copying a book will copy all book information from the source book to the destination book for all assets. When a book is copied, it cannot be undone. Please backup your data before proceeding.

Source Book:

Destination Book:  (Dropdown menu: Internal, State, AMT, ACE, Custom 1, Custom 2)

Overwrite existing data?  Overwrite existing asset data in destination book?

> What happens if the selected books have different short year information?



# Customized book titles now display in Custom Import

The customized book titles for the State, AMT, Custom 1, and Custom 2 books now display in Custom Import. Now map fields from your data file to the book fields quicker and with more confidence.

## Before

Sage Fixed Assets - Premier Depreciation

### Custom Import Helper

The Custom Import Helper guides you through the process of importing asset data from an Excel spreadsheet or ASCII file into the system.

- Welcome
- Select File
- Select Company
- Import Type
- Field Map
- Select Fields**
- Import

Using the preview of the import file as a guide, create the field map. First, select a column, then select the system field that matches this column in the import file, and click the Add button.

Columns: A B C D E F  
Field Category: All Fields

Available Fields:

- Acquisition Value (ACE)
- Acquisition Value (AMT)
- Acquisition Value (Custom 1)
- Acquisition Value (Custom 2)
- Acquisition Value (Int)
- Acquisition Value (State)
- Acquisition Value (Tax)
- Activity Code
- Asset Life

Field Mapping:

- [A] Depreciation Method (ACE)
- [A] Depreciation Method (AMT)
- [A] Depreciation Method (Custom 1)
- [A] Depreciation Method (Custom 2)
- [A] Depreciation Method (Int)
- [A] Depreciation Method (State)
- [A] Depreciation Method (Tax)

File Display:

	A	B	C	D	E	F
1	Asset ID	Unit#	Description	Year	Make	Model
2	8938	8938	2010 GMC ...	2010	CHEVROLET	1500 Nevada
3	8939	8939	2010 CHEV...	2010	CHEVROLET	1500 Reg ...

Begin import at row: 2

Buttons: Cancel, <<Back, Next>>, Finish

## After

Sage Fixed Assets - Premier Depreciation

### Custom Import Helper

The Custom Import Helper guides you through the process of importing asset data from an Excel spreadsheet or ASCII file into the system.

- Welcome
- Select File
- Select Company
- Import Type
- Field Map
- Select Fields**
- Import

Using the preview of the import file as a guide, create the field map. First, select a column, then select the system field that matches this column in the import file, and click the Add button.

Columns: A B C D E F  
Field Category: All Fields

Available Fields:

- Acquisition Value (ACE)
- Acquisition Value (Atlanta)
- Acquisition Value (Colorado)
- Acquisition Value (Georgia)
- Acquisition Value (Int)
- Acquisition Value (Tax)
- Acquisition Value (Virginia)
- Activity Code
- Asset Life

Field Mapping:

- [A] Depreciation Method (ACE)
- [A] Depreciation Method (Atlanta)
- [A] Depreciation Method (Colorado)
- [A] Depreciation Method (Georgia)
- [A] Depreciation Method (Int)
- [A] Depreciation Method (Tax)
- [A] Depreciation Method (Virginia)

File Display:

	A	B	C	D	E	F
1	Asset ID	Unit#	Description	Year	Make	Model
2	8938	8938	2010 GMC ...	2010	CHEVROLET	1500 Nevada
3	8939	8939	2010 CHEV...	2010	CHEVROLET	1500 Reg ...

Begin import at row: 2









Buttons: Cancel, <<Back, Next>>, Finish

## Improved file naming for saved reports

In today's world, most reports are saved to a file for future reference instead of printed and kept in a binder. If the same reports are run on a regular basis for different companies and saved to a common folder, it is impossible to differentiate between reports without opening and renaming it. Now reports have an enhanced naming convention that adds the depreciation book title and the period for which the report was run, if applicable. The enhanced naming applies to reports saved to file in Batch Reporting and Global Task Manager.









### Before

Computer > Local Disk (C:) > Program Files (x86) > Sage Fixed Assets > Premier Depreciation > User Files


Name	Date modified	Type
 Sample U.S. Company_FAS_HL05K_AnnualActivity.pdf	12/8/2019 7:44 PM	PDF File
 Sample U.S. Company_FAS_HL05X_AnnualActivity.pdf	12/8/2019 7:44 PM	PDF File
 Sample U.S. Company_FAS_HL06N_DeprExpense.pdf	12/8/2019 7:44 PM	PDF File
 Sample U.S. Company_FAS_HL06R_Disposal.pdf	12/8/2019 7:45 PM	PDF File
 Sample U.S. Company_FAS_HL07A_GLPosting.pdf	12/8/2019 7:45 PM	PDF File
 Sample U.S. Company_FAS_HL07E_GLPosting.pdf	12/8/2019 7:45 PM	PDF File
 Sample U.S. Company_FAS_HL061_DeprExpense.pdf	12/8/2019 7:44 PM	PDF File
 Sample U.S. Company_FAS_HL077_Disposal.pdf	12/8/2019 7:45 PM	PDF File

### After

PC > Local Disk (C:) > Program Files (x86) > Sage Fixed Assets > Premier Depreciation > User Files

Name	Date modified	Type
 Sample U.S. Company_FAS_AnnualActivity_Internal_12-31-2019_HL04W.xlsx	12/8/2019 7:43 PM	XLSX File
 Sample U.S. Company_FAS_AnnualActivity_Tax_12-31-2019_HL04J.xlsx	12/8/2019 7:43 PM	XLSX File
 Sample U.S. Company_FAS_DeprExpense_Internal_12-31-2019_HL05K.xlsx	12/8/2019 7:44 PM	XLSX File
 Sample U.S. Company_FAS_DeprExpense_Tax_12-31-2019_HL051.xlsx	12/8/2019 7:44 PM	XLSX File
 Sample U.S. Company_FAS_Disposal_Internal_12-31-2019_HL063.xlsx	12/8/2019 7:44 PM	XLSX File
 Sample U.S. Company_FAS_Disposal_Tax_12-31-2019_HL05P.xlsx	12/8/2019 7:44 PM	XLSX File
 Sample U.S. Company_FAS_GLPosting_Internal_12-31-2019_HL06B.xlsx	12/8/2019 7:44 PM	XLSX File
 Sample U.S. Company_FAS_GLPosting_Tax_12-31-2019_HL067.xlsx	12/8/2019 7:44 PM	XLSX File

## Quick access to context-sensitive training

SageU references have been added to even more areas of Sage Fixed Assets including Tracking. Click the SageU education icon, , found in many locations, to jump to short overviews, in-depth videos, and courses to make the most of Sage Fixed Asset's features. Fees may apply, depending on your support plan.

## Fixes

With this release, Sage made the following fixes to the indicated Sage Fixed Assets products. Fixes with no specific product notation apply to all products that include the feature.

### **168 Bonus amount in Beginning Accum field issue - 4797 treatment**

When the Beginning Accum amount is overstated or includes accelerated (first year bonus) depreciation, the Form 4797 Part III for Section 1250 property did not calculate ordinary gain correctly. This is now fixed.

### **Asset with bonus method, Section 179 and decreased business use % calculates incorrectly**

Fixed an issue where depreciation calculates incorrectly for an asset in the year the Business Use % is changed. This happens for an asset that has both a bonus method and Section 179 amount when the Business Use % is high (90% - 100%) in the place-in-service year and then lower in a later year.

### **Bulk Edit freezes on validate in Citrix environment**

*Sage Fixed Assets—Depreciation (Premier, Network, and Standard – U.S. Companies only)*

Fixed an issue where Bulk Edit freezes during the validation step when using a Citrix environment.

### **Temp file message on prepare and receive of scanner**

Fixed an issue where a temp file message displays in Tracking when preparing a reader and receiving data from a reader.

### **Custom Import - RV Override fields incorrectly display for an 'Update Asset' import**

Fixed an issue where Replacement Value (RV) Override fields are available when completing an 'Update Asset' custom import.

### **Find - Unable to display results message**

'Find' will no longer display an "Unable to Display Results" message when searching on a group that contains more than 200 assets.

### **Blank Asset List when doing a Restore Company**

*Sage Fixed Assets Premier—Depreciation*

Fixed an issue where restoring a company occasionally results in a blank Asset List.

### **Newly added SmartList entry incorrectly prompting to Keep/Blank on delete**

When deleting a SmartList entry that is not currently being used for any assets, the system will no longer prompt the user to 'Keep the Original Entry' or 'Blank the Original Entry'.

## **Arrow keys move the focus to next field when editing book information**

Fixed an issue where using the arrow keys while editing critical fields moves the cursor to the next field instead of within the current field.

## **Planning integration to Depreciation: Error - Not all assets created**

Fixed an issue when creating multiple assets in Depreciation from a single line item in Planning. The issue occurred when the Planning line item contained both negative and positive transaction amounts.

## **199A Report showing Activity Code J (partial disposal, original portion) assets**

*Sage Fixed Assets (Premier, Network, and Standard – U.S. Companies only)*

Fixed an issue where the Section 199A Report overstates some assets' acquired value due to the original portion of a partial disposal being incorrectly included in the report. This happens when depreciation and the report is run for a year prior to the date of the partial disposal.

## **199A Report may hang when Depr Method is NO and Life is 0 years**

Fixed a rare issue where the Section 199A Report may hang when assets with Depreciation Method of NO and Estimated Life of 0 are included in the report.

# Known Issues

## Crystal Reports compatibility

Sage Fixed Assets 2018.1 through 2020.1 uses SAP Crystal Reports runtime SP21. This may cause an issue with older Crystal Reports runtime versions used by other products.

You may experience a compatibility issue after upgrading to Sage Fixed Assets 2020.1 if you are also using Sage 100 (2017 and earlier), Sage 300 (2018.x and earlier), Sage 300 CRE (v18.1 and earlier), or Sage 500 (2018 and earlier).

## Resolution

If you are unable to run reports in one of these products after installing Sage Fixed Assets 2020.1, select the appropriate link for your product below to open the Knowledgebase article for steps to resolve the issue:

- [Sage 100 \(2017 and earlier\)](#)
- [Sage 300 \(2018.x and earlier\)](#)
- [Sage 300 CRE \(v18.1 and earlier\)](#)
- [Sage 500 \(2018 and earlier\)](#)

If you are unable to run reports in Sage Fixed Assets 2020.1, review Sage Knowledgebase [article 89033](#) to resolve the issue.